

# Providing Inherent Synergistic Activity to Support Natural Wound Closure



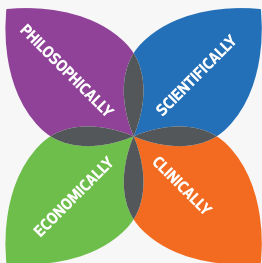
# AmnioBand®

ALLOGRAFT PLACENTAL MATRIX  
MEMBRANE



AmnioBand® Membrane serves as a scaffold for the replacement of damaged or inadequate integumental tissue.

Comprised of human amnion and chorion, this bi-layer placental allograft can aid in native tissue restoration and remodeling, while providing optimal coverage in a wide variety of sizes.



## Different By Design

MTF Biologics is a nonprofit organization that's committed to patients and caregivers, not shareholders. As the leading tissue bank in the world, we're focused on honoring the gift of donation by serving patients and advancing the science of tissue transplantation.

### Philosophically

- We maximize the gift of donation by constantly researching new tissue forms and clinical needs, leading to innovative new solutions
- Our dedication to life-changing and life-saving work has been, and always will be, science-driven and patient-focused

### Economically

- Lowest demonstrated graft cost to closure evidenced by published peer-reviewed prospective Level 1 publications<sup>6</sup>
- Available in multiple sizes to minimize waste

### Scientifically

- Aseptic processing balances tissue safety and quality while ensuring the preservation of biological components<sup>1-4</sup>
- Each lot passes USP<71> Sterility Tests and our validated chemical disinfection method achieves the equivalent of SAL 10<sup>-6</sup> <sup>5</sup>

### Clinically

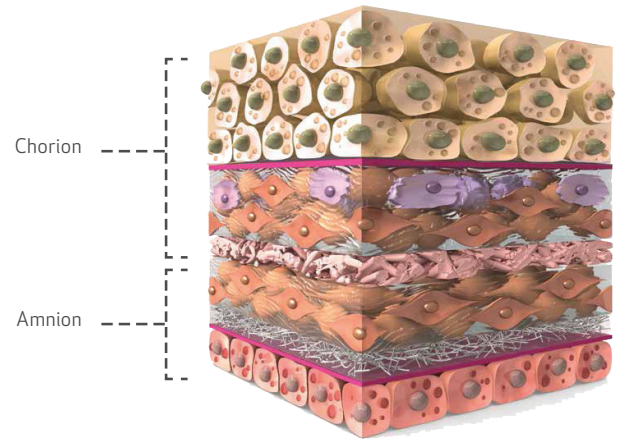
- Our robust offering of data showcases AmnioBand Membrane in support of closure activities in 82-90% of chronic wounds<sup>6,7</sup>
- Multiple peer-reviewed prospective Level 1 publications showcase greater overall closure in half the time of standard of care<sup>6,7</sup>

# Providing Inherent Synergistic Activity to Support Natural Wound Closure

## Aseptic Processing Retains Inherent Biological Components

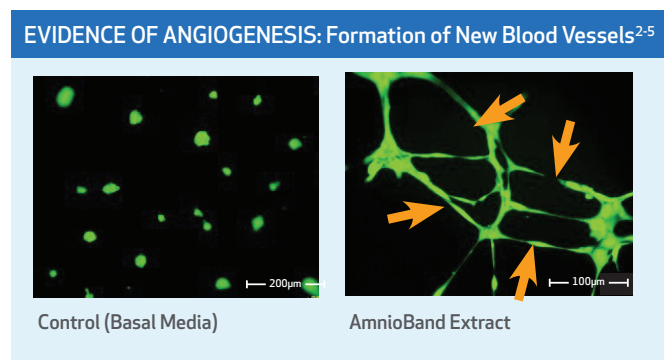
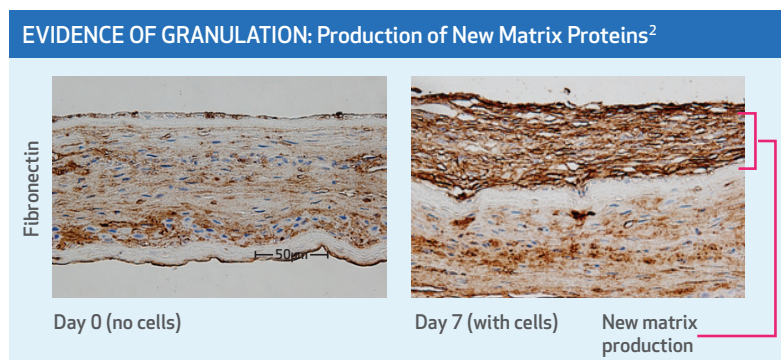
Derived from cesarean sections of healthy pre-screened mothers, AmnioBand Membrane is processed to retain inherent biological components and native tissue structure.

Amniotic membranes are known to contain a suite of biological matrix proteins, cytokines and growth factors that have been shown to support tissue remodeling.<sup>8,9</sup> Aseptic processing maintains and preserves the graft's natural flexible structure and function, and offers direct compatibility with the extracellular matrix.

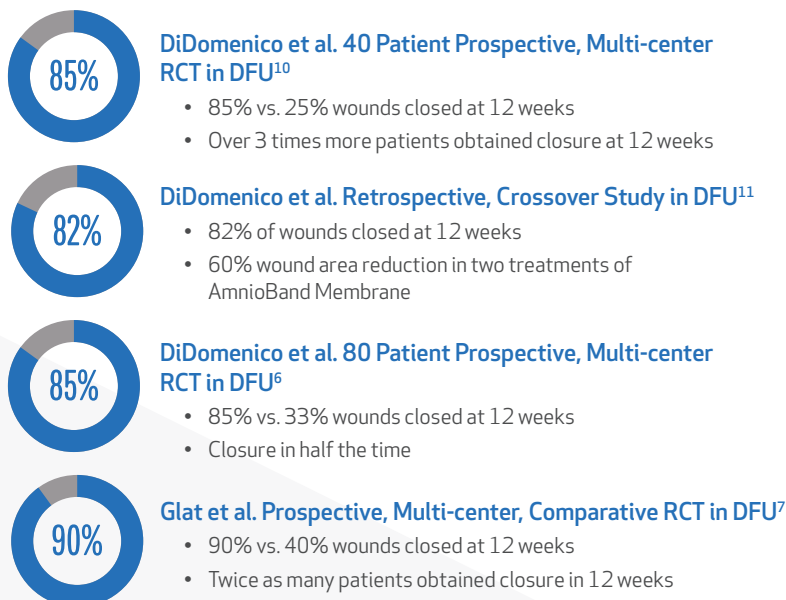


## Scientific and Clinical Evidence in Support of Closure Activities<sup>19</sup>

### Cellular Response to AmnioBand Membrane



### Summary of Clinical Outcomes



### Verified Presence of Growth Factors and Cytokines:

Growth Factors and Cytokines	Native Function	AmnioBand Membrane
IL-6; IL-10	Anti-inflammatory <sup>12-15</sup>	✓
β-DEFENSIN-1	Anti-microbial <sup>16-19</sup>	✓
PDGF-AA	Angiogenic <sup>20-23</sup>	✓
PDGF-BB		✓
VEGF	Cell Proliferation and Remodeling <sup>23-26</sup>	✓
TGF		✓
FGF-2		✓
EGF		✓

1. Chnari E, et al. SAWC FALL 2014 | 2. Huang YC, et al. SAWC SPRING 2015 | 3. Dasgupta A, et al. SAWC SPRING 2016 | 4. Madans A, et al. SAWC FALL 2016 | 5. Phipps A, et al. 2017 | 6. DiDomenico LA, et al. 2018 | 7. Glat P, et al. 2019 | 8. Niknejaad H, et al. 2008 | 9. Toda A, et al. 2007 | 10. DiDomenico LA, 2016 | 11. DiDomenico LA, 2017 | 12. Lin ZQ, et al. 2003 | 13. Solomon A, et al. 2005 | 14. Higa K, et al. 2005 | 15. King A, et al. 2014 | 16. Talmi YP, et al. 1991 | 17. Kjaergaard N, et al. 2000 | 18. Stock SJ, et al. 2007 | 19. King AE, et al. 2007 | 20. Tonnesen MG, et al. 2000 | 21. Honnegowda TM, et al. 2015 | 22. Li J, et al. 2003 | 23. Schultz GS, 2009 | 24. Midwood KS, et al. 2006 | 25. Eming SA, et al. 2014 | 26. Xue M, et al. 2015

# MTF Biologics is a nonprofit organization dedicated to offering the highest quality tissue solutions, without compromise.

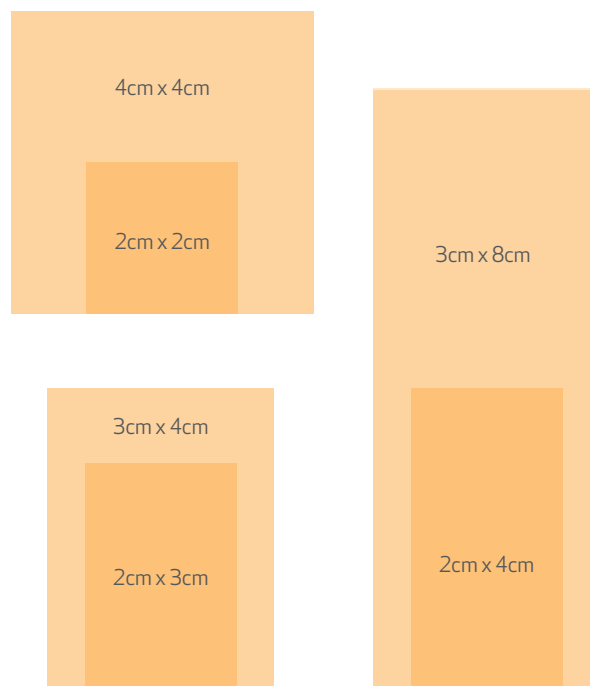
Since our founding in 1987, we've been committed to providing quality tissue for a variety of medical purposes. We constantly strive to improve natural healing outcomes by advancing the science of tissue processing through research. Throughout our history, we're honored to have distributed more than 9 million grafts that have been used to save and heal lives.

## Ordering and Service Information:

SIZE	QUANTITY	ORDER NO.	UPC
2cm x 2cm	1 ea.	<b>WC3022</b>	<b>840045712885</b>
2cm x 3cm	1 ea.	<b>WC3023</b>	<b>840045712892</b>
2cm x 4cm	1 ea.	<b>WC3024</b>	<b>840045712908</b>
3cm x 4cm	1 ea.	<b>WC3034</b>	<b>840045712915</b>
4cm x 4cm	1 ea.	<b>WC3044</b>	<b>840045712922</b>
3cm x 8cm	1 ea.	<b>WC3038</b>	<b>840045712939</b>

HCPCS CODE	DESCRIPTION
Q4151	AmnioBand, per cm <sup>2</sup>

Illustrations are actual size.



## New Horizon Medical Solutions

### Customer Service

Orders: [orders@nhmedical.com](mailto:orders@nhmedical.com)

All other inquiries: [info@nhmedical.com](mailto:info@nhmedical.com)

**1-702-960-2913**



125 May Street, Edison, NJ, USA 08837 • 702-960-2913 • [nhmedical.com](http://nhmedical.com)

MTF Biologics and AmnioBand are registered trademarks of the Musculoskeletal Transplant Foundation.  
©2020 Musculoskeletal Transplant Foundation. All rights reserved. MKTG-1095 Rev. 1