

AURIX®

**A BIODYNAMIC  
HEMATOGEL  
FOR CHRONIC  
WOUNDS.**



---

[AURIXSYSTEMS.COM](http://AURIXSYSTEMS.COM)

---

HEAL ON.

## **FDA CLEARANCE AND INDICATIONS**

The Aurix System<sup>®</sup> is the only platelet-based system to produce a proprietary biodynamic gel formulation that is FDA-cleared for wound management.

### **INDICATIONS FOR USE FROM FDA CLEARANCE**

The Aurix System is intended to be used at point-of-care for the safe and rapid preparation of platelet rich plasma (PRP) from a small sample of the patient's own blood.

The PRP gel produced by the Aurix System is suitable for exuding wounds, such as leg ulcers, pressure injuries, and diabetic ulcers and for the management of mechanically and surgically debrided wounds.

### **AURIX<sup>®</sup> IS INDICATED FOR:**

- Stalled or difficult-to-manage wounds
- Full or partial thickness
- Exposed bone or tendon
- Undermining, sinus tracts, or tunnels

**Aurix® is a biodynamic hematogel that harnesses a patient's innate regenerative abilities for the management of a variety of wounds.**

**Aurix® is a Safe, Rapid, Point-of-Care Product**

- Broad FDA Clearance:  
Exuding Chronic Wounds
- Comprehensive Reimbursement:  
G0465 - Autologous platelet rich plasma (prp) for diabetic chronic wounds/ulcers, using an fda-cleared device (includes administration, dressings, phlebotomy, centrifugation, and all other preparatory procedures, per treatment)

**A safe and effective treatment for a variety of wounds**



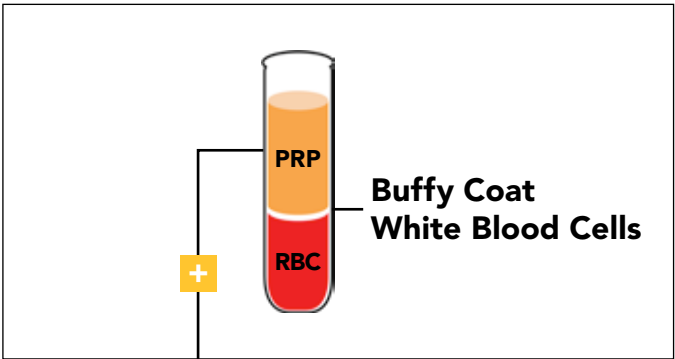
**The Aurix<sup>®</sup>  
centrifuge  
separates  
platelets and  
plasma from  
other blood  
components in  
a proprietary  
1-minute spin.**

**The fastest spin time of ALL PRP  
centrifuges. Ideal for busy clinics.**

## PATENTED BIODYNAMIC HEMATOGEL

**Draw it:**  
Whole Blood (5-30cc)

**Spin it:**  
Centrifugation (1 min.)



**Mix it:**  
Thrombin, Ascorbic Acid, Calcium Chloride



## WHAT MAKES AURIX® UNIQUE

- Aurix is an FDA-cleared biodynamic hematogel for use on exuding chronic wounds
- Aurix can be used to treat chronic wounds of any size, and any shape, including tunneling and undermining.
- Aurix has a 96.5% positive response rate in all wounds. (deLeon 2011)
- Aurix begins acting immediately, and results are often seen after the first treatment. (deLeon 2011)
- Aurix Centrifuge spin time is only 1 minute, and the gel is ready to apply in 5-8 minutes. (after blood draw)
- Aurix treatments fit well with natural clinic flows and timeline for typical patient clinical visits.
- Aurix can be used on patients actively taking blood thinning medication with minimal or no delay in prep time.
- Aurix treatments provide autologous "Activated Platelets" and growth factors which are applied directly onto the wound bed.
- Aurix is manufactured in the USA by Nuo Therapeutics, Inc., headquartered in Houston, Texas.

## AURIX® KITS

Contains all materials and reagents needed to treat patients

## Centrifuge

- Portable size for point-of-care service

## NUO THERAPEUTICS PROVIDES:

- Proprietary AURIX centrifuges in key clinical sites
- On-site training for designated clinicians
- Assistance with system implementation
- On-going clinical support on-site as needed
- Local company representation for training and support


**SAFE, RAPID AND EFFECTIVE POINT-OF-CARE PRODUCT**

**AVERAGE PREPARATION TIME: 5-8 MINUTES**



**1. DRAW IT**

Take a small amount of the patient's blood (5ml-30ml).



**2. SPIN IT**

Use the Aurix System centrifuge to separate the platelets (1 min.).



**3. MIX IT**

Mix with additives supplied by the Aurix Reagent Kit (such as ascorbic acid) to produce a golden gel.



**4. APPLY IT**

Apply over the entire wound and cover with a clear dressing.

**FDA CLEARANCE:** EXUDING CHRONIC WOUNDS

**COMPREHENSIVE REIMBURSEMENT:** G0465 -

Autologous platelet rich plasma (prp) for diabetic chronic wounds/ulcers, using an fda-cleared device (includes administration, dressings, phlebotomy, centrifugation, and all other preparatory procedures, per treatment)

# DEMONSTRATED CLINICAL EFFICACY

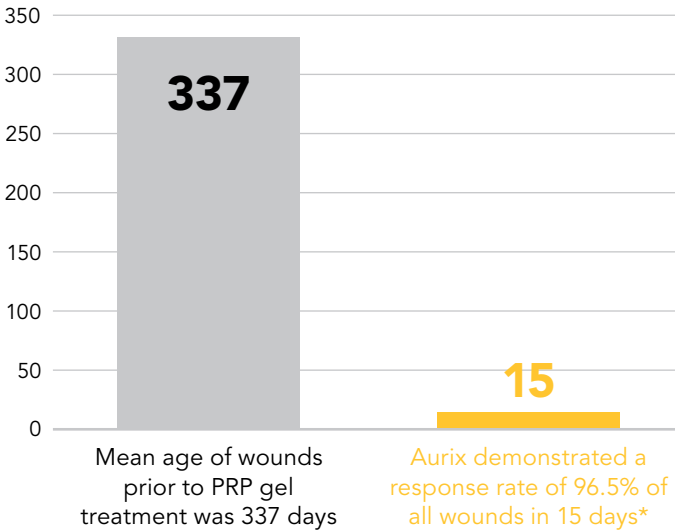
## HEALING IN WOUNDS >337 DAYS OLD

285 Wounds, 39 Centers OCS, 96.5% response rate in 15 days with 2.8 treatments.

90.5% of wounds had a 63.6% volume reduction.

Promotes healing in a wide range of chronic wounds with consistent reduction in area, volume, undermining, sinus tracts and tunneling.

Positive Response is defined as a 50% reduction in volume, area, or depth.

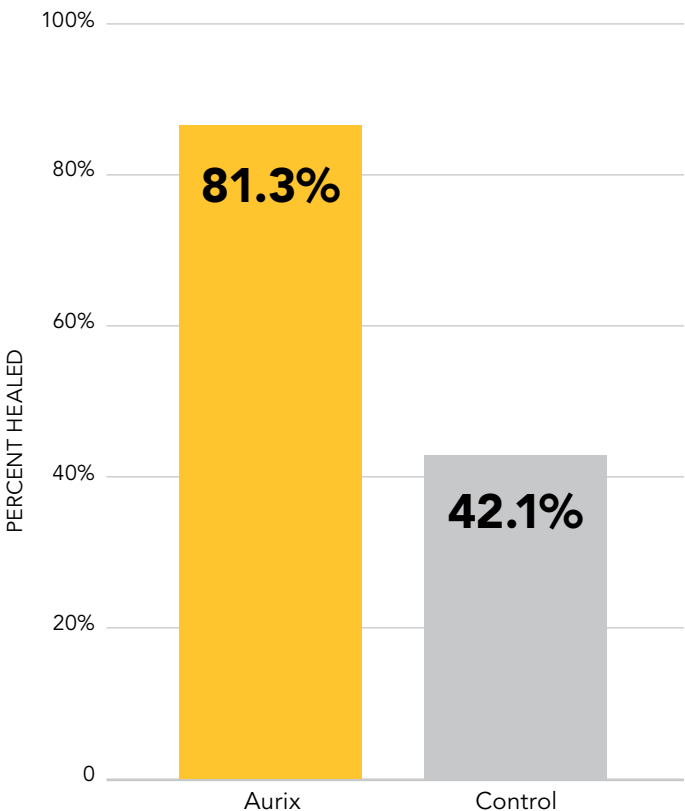


\* de Leon J, Driver VR, Fyiling CP, Carter MJ, Anderson C, Wilson J, et al. (2011) The Clinical Relevance of Treating Chronic Wounds With an Enhanced Near-physiological Concentration of Platelet-Rich Plasma (PRP) Gel. *Advances in Skin and Wound Care*, 24(8), 357-368.

**PROSPECTIVE, RANDOMIZED, CONTROLLED TRIAL IN  
DIABETIC FOOT ULCERS**

**81% success rate** in closing a majority of wounds

Mean time to healing = 6 weeks (p=0.036)



\* Driver V, Hanft J, Fylling, C et al. (2006) A Prospective, Randomized, Controlled Trial of Autologous Platelet-Rich Plasma Gel for the Treatment of Diabetic Foot Ulcers. *Ostomy Wound Management*, 52(6): 68-87.

\* Data is for majority wound group with wounds <7cm<sup>2</sup> in size

## DIABETIC LIMB SALVAGE PATIENT



**May 4:** Prior to Aurix treatment. Wound continued to fail despite two revascularizations.



**May 26:** Wound appearance the day Aurix treatment was initiated, post debridement.



**July 7:** Wound bed showing granulation tissue with significant reduction in wound area and volume.



**November 5:** Full wound closure.

**EVIDENCE-BASED MEDICINE: PUBLICATIONS**

Gude W, Hagan D, Abood F, et al. Aurix Gel is an effective intervention for chronic diabetic foot ulcers: A pragmatic randomized controlled trial. *Adv Skin Wound Care*. 2019 Sep;32(9):416-426. doi: 10.1097/01.ASW.0000577140.19174.9e.

---

Driver, V. R., Hanft, J., Fylling, C. P., Beriou, J. M., & Autologel Diabetic Foot Ulcer Study Group. (2006). A Prospective, Randomized, Controlled Trial of Autologous Platelet-rich Plasma Gel for the Treatment Of Diabetic Foot Ulcers. *Ostomy Wound Manage*, 52(6), 68-87.

---

Carter, M., Fylling, C., Li, W., De Leon, J., Driver, V., Serena, T., et al. (2011). A Statistical Analysis of a Wound Outcomes Registry Using Run-in Data: Clinical Impact of Platelet Rich Plasma Gel on Healing Trajectory. *Int Wound J.*, 8:638–650.

---

Sakata J, Sasaki S, Handa K, Uchino T, Sasaki T, Higashita R, Tsuno N, Hiyoshi T, Imakado S, Morimoto S, Rinoie C, Saito N. (2012). A Retrospective, Longitudinal Study to Evaluate Healing Lower Extremity Wounds in Patients With Diabetes Mellitus and Ischemia Using Standard Protocols of Care And Platelet-Rich Plasma Gel in a Japanese Wound Care Program. *Ostomy Wound Management*, 58(4):36–49.

---

Frykberg, R. G., Driver, V. R., Carman, D., Lucero, B., Borris-Hale, C., Fylling, C. P., et al. (2010). Chronic Wounds Treated With a Physiologically Relevant Concentration of Platelet-Rich Plasma Gel: A Prospective Case Series. *Ostomy Wound Manage*, 56(6), 36-44.

---

Rappl LM. (2011) Effect of Platelet Rich Plasma Gel in a Physiologically Relevant Platelet Concentration on Wounds in Persons With Spinal Cord Injury. *Intl Wound Journal*, 8(2), 187-195.

---

de Leon J, Driver VR, Fylling CP, Carter MJ, Anderson C, Wilson J, et al. (2011) The Clinical Relevance of Treating Chronic Wounds With an Enhanced Near-physiological Concentration of Platelet Rich Plasma (PRP) Gel. *Advances in Skin and Wound Care*, 24(8), 357-368.

---

Carter, MJ, Fylling, CP, Parnell, LKS. (2011) Use of Platelet Rich Plasma Gel on Wound Healing: A Systematic Review and Meta-Analysis. [www.eplasty.com](http://www.eplasty.com), *Open Access Journal of the Journal of Plastic Surgery*. September 15, 2011.

---

**AURIXSYSTEMS.COM**

## **HOW TO ORDER:**

**AURIX CENTRIFUGE: AGSC-04**  
**AURIX 10-PACK KITS: AGWR-04**

**Call Nuo Therapeutics, Inc. at**  
**833-298-6633 or email [orders@nuot.com](mailto:orders@nuot.com)**

Please note that AutoLoGel® is now known as Aurix®. The proprietary formulation and technology of the product has not changed.



**Nuo Therapeutics**  
8285 El Rio Street, Ste 190  
Houston, TX 77054

**833-298-6633**  
**[INFO@NUOT.COM](mailto:INFO@NUOT.COM)**  
**[www.nuot.com](http://www.nuot.com)**